

数字音频转模拟音频转换器 用户手册

特别提示

- ※ 在使用本产品之前, 请务必先仔细阅读本使用说明书。
- ※ 请务必妥善保管好本书, 以便日后能随时查阅。
- ※ 请在充分理解内容的基础上, 正确使用。
- ※ 本公司保留对产品进行更改的权利, 由于技术更新产品参数变化恕不另行通知。

概述

高清数字音频转换器, 将数字光纤或数字同轴无损采集后转换为模拟音频。输出左右声道RCA音频或3.5mm音频。采用最新音频采集技术支持32~96KHZ全采集。

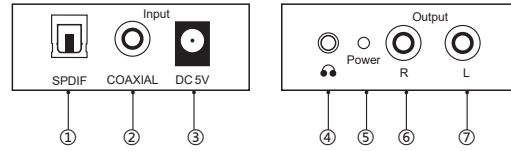
本产品可广泛应用于家庭或者专业音频切换, 能够将同轴电缆或者Toslink数字音频信号转换成模拟音频, 同时能够通过标准RCA样式插孔或3.5mm音频口接到像功放这样的外围设备。

产品特点

- 把同轴或光纤数字音频信号到模拟L/R音频或3.5mm音频;
- 支持采样率为44.1 32,48—96KHz;
- 支持PCM、Dolby、DTS音频格式解码;
- 输入流码24-bit, 提供电子降噪技术传输;
- 输入码流为24bit S/PDIF的左右声道;
- 无电磁噪声传输;
- 安装简单。

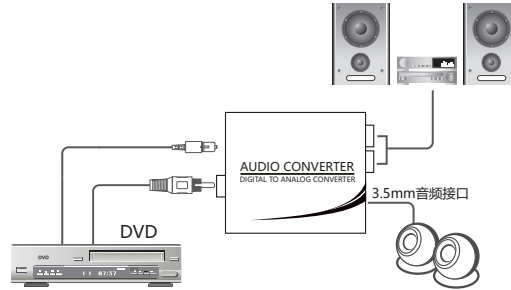
(以产品实物为准)

面板介绍



- ① 光纤信号输入接口
- ② 同轴信号输入接口
- ③ 电源接口
- ④ 3.5mm音频接口
- ⑤ 电源指示灯
- ⑥ 音频输出右声道接口
- ⑦ 音频输出左声道接口

连接示意图



产品规格

支持采样率-----44.1 32,48—96KHz
 输入码流-----24bit S/PDIF
 音频输入接口-----光纤线、1×RCA(同轴)
 音频输出接口-----2×RCA (R/L)、3.5mm音频口
 最大工作电流-----150MA
 电源适配器规格-----
 -----交流输入(50 /60Hz): 100V-240V, 直流输出: 5V/1A
 工作温度-----0~40°C
 工作湿度范围-----5~85%RH(无冷凝)
 产品规格-----60×55×20(mm)
 重量-----89g

包装清单

序号	部件	数量
1	产品主机	1
2	电源适配	1
3	用户手册	1

安全使用须知

为确保设备可靠使用及人员的安全, 请在安装、使用和维护时, 请遵守以下事项:

- 请勿在下列场所使用本产品: 有灰尘、油烟、导电性尘埃、腐蚀性气体、可燃性气体的场所; 暴露于高温、结露、风雨的场合; 有振动、冲击的场合。电击、火灾、误操作也会导致产品损坏和恶化;
- 避免带电状态进行接线、插拔电缆插头, 否则容易导致电击, 或导致电路损坏;
- 安装和接线必须牢固可靠, 接触不良可能导致误操作;
- 本产品通过电源线的接地导线接地, 为避免电击, 必须将接地导线与大地相连, 在对本产品的输入端或输出端进行连接之前, 请务必将本产品正确接地;
- 必须将外部电源全部切断后, 才能进行安装、接线等操作, 否则可能引起触电或设备损坏;
- 在下列情况下, 请立即断开电源, 并与公司联系:
 1. 设备进水;
 2. 设备摔坏或机壳破裂;
 3. 设备工作异常或展示的性能已完全改变;
 4. 设备产生气味、烟雾或噪音。
- 请不要自己修理设备, 除手册中有明确指示外。

Digital Audio to Analog audio converter User Manual

Special Notification

- ※ Before using this product, please read this manual carefully.
- ※ Please keep this manual for future reference.
- ※ The company may change the fuction of product without notice.

Summary

High-definition digital audio converter, it is designed to convert digital stereo audio signals from Coaxial SPDIF and Toslink Optical to analog audio signal L/R and RCA audio or 3.5mm audio output Supports sampling rate from 32~96 KHz.

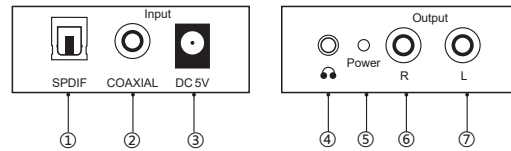
This Digital to Analog Audio Converter is designed for either home or professional audio switching. It converts Coaxial or Toslink digital audio signals to analog L/R audio and available for connection to an external device such as an amplifier via standard RCA-style jacks or 3.5mm audio port.

Features

- The coaxial or optical digital audio signals to analog audio L/R or 3.5mm audio;
- Support of a sampling rate of 44.1 32, 48 - 96KHz;
- The input stream code 24-bit, providing electronic transmission noise reduction technology;
- Support PCM, Bolby DTS audio format decoding;
- The input stream for the left and right 24bit S/PDIF;
- No electromagnetic noise transmission;
- Easy to install.

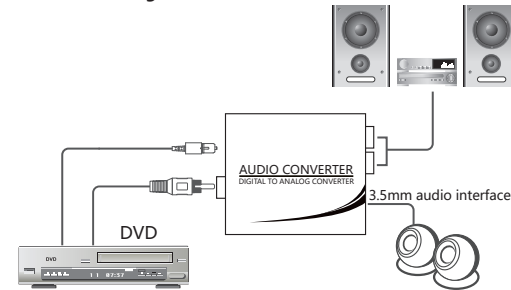
(To prevail in kind)

Introduction of the front and rear panels



- ① Fiber optic signal input interface
- ② Coaxial signal input interface
- ③ Power supply interface
- ④ 3.5mm audio interface
- ⑤ Power indicator
- ⑥ Audio output right channel interface
- ⑦ Audio output left channel interface

Connection Diagram



Pecifications

Supports sampling rate -----44.1 32,48—96KHz
 Incoming bit stream -----24bit S/PDIF
 Audio input interface-----Toslink,1×RCA(Coaxial)
 Audio out interface -----2×RCA(R/L)or 3.5mm audio interface
 Max working current -----150MA
 Power adapter format input-----
 -----AC(50 /60Hz):100V-240V,output:DC5V/1A
 Operating Temperature range -----0~40°C
 Operating Humidity range-----5~85%RH(No Condensation)
 Sender Dimension (L x W x H)-----60×55×20mm
 Receiver Weight-----89g

Packing List

No.	Part	Qty
1	Product host	1
2	Power adapte	1
3	Manual	1

The matters needing attention of installation

In order to ensure the reliable performance of the equipment and the safety of the user, please observe the following matters during the process of installation, use and maintenance.

- Please do not use this product in the following places: the place of dust, soot and electric conductivity dust, corrosive gas, combustible gas; the place exposed to high temperature, condensation,wind and rain; the occasion of vibration and impact. Electric shock, ☒re, wrong operation can lead to damage and deterioration to the product, either;
- Should avoid wiring and inserting cable plug in charged state, otherwise it is easy to cause the shock, or electrical damage;
- The installation and wiring should be strong andreliable, contact undesirable may lead to false action;
- This product grounds by the grounding wires. To avoid electric shocks, grounding wires and the earth must be linked together. Before the connection of input or output terminal, please make sure this product is correctly grounded;
- Only after cutting down all external power source, can install, wiring operation begin, or it may cause electric shock or equipment damage;
- Please do not dismantle the equipment, avoid damaging the internal electrical component.