

DVI转VGA转换器用户手册

特别提示

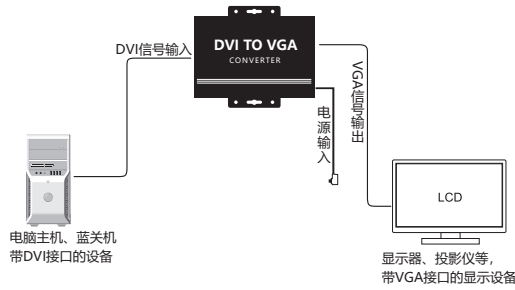
在使用本产品之前, 请务必先仔细阅读本使用说明书。
请务必妥善保管好本书, 以便日后能随时查阅。
请在充分理解内容的基础上, 正确使用。
本公司保留对产品进行更改的权利, 由于技术更新产品参数变化恕不另行通知。

产品特点

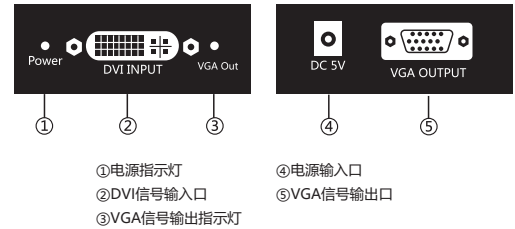
DVI带宽 -----165MHz
VGA带宽 -----350MHz
DVI视频输入信号 -----1.2Volts p-p
DVI DDC输入信号 -----5 Volts p-p(TTL)
VGA视频输出信号 -----1 Volts p-p
VGA同步输出信号 -----5 Volts p-p (TTL)
最高分辨率 -----1920x1200
DVI输入类型 -----DVI-1
VGA输出类型 -----HD-15
功率 -----3Watts(max)
电源 -----5V DC
工作温度 -----0~40°C
工作湿度 -----5~85% (无冷凝)

(以产品实物为准)

连接示意图



面板说明



使用说明

请在开机前确保所有线缆连接正确；
该产品只能在室内使用, 当拔掉电源插头时, 请先关闭分配器；
清理或长时间不使用时, 请拔掉电源插头；
请使用该产品专用适配器, 并在适配器标注的电源范围内使用。

维护说明

- 请勿在设备上放置任何重物, 请将设备放在牢固的地方；
- 请勿堵塞通风孔, 请将设备放置在通风干燥的地方；
- 请勿把产品放在炎热、寒冷、潮湿或有灰尘的地方使用或存储。

装箱清单

序号	部件	数量
1	转换器	1
2	电源适配	1
3	用户手册	1
4	保修卡	1
5	合格证	1

安全使用须知

为确保设备可靠使用及人员的安全, 请在安装、使用和维护时, 请遵守以下事项:

- 请勿在下列场所使用本产品: 有灰尘、油烟、导电性尘埃、腐蚀性气体、可燃性气体的场所; 暴露于高温、结露、风雨的场合; 有振动、冲击的场合。电击、火灾、误操作也会导致产品损坏和恶化;
- 避免带电状态进行接线、插拔电缆插头, 否则容易导致电击, 或导致电路损坏;
- 安装和接线必须牢固可靠, 接触不良可能导致误操作;
- 本产品通过电源线的接地导线接地, 为避免电击, 必须将接地导线与大地相连, 在对本产品的输入端或输出端进行连接之前, 请务必将本产品正确接地;
- 必须将外部电源全部切断后, 才能进行安装、接线等操作, 否则可能引起触电或设备损坏;
- 在下列情况下, 请立即断开电源, 并与公司联系:
 1. 设备进水;
 2. 设备摔坏或机壳破裂;
 3. 设备工作异常或展示的性能已完全改变;
 4. 设备产生气味、烟雾或噪音。
- 请不要自己修理设备, 除手册中有明确指示外。

DVI To VGA Switch User Manual

Special Notification

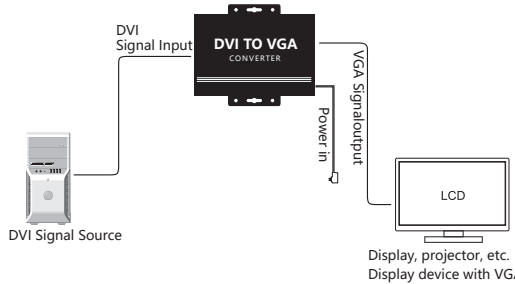
Before using this product, please read this manual carefully.
Please keep this manual for future reference.
The company may change the fuction of product without notice.

Features

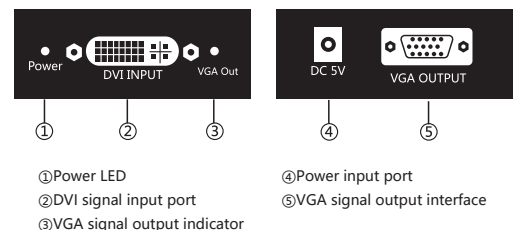
DVI Bandwith -----165MHz
VGA Bandwith -----350MHz
DVI Inout Signal -----1.2Volts p-p
DVI DDC Input Signal -----5 Volts p-p(TTL)
VGA Output Signal -----1 Volts p-p
VGA Sync Output Signal -----5 Volts p-p (TTL)
Max Resolution -----1920x1200
DVI Input Interface -----DVI-1
VGA Output Interface -----HD-15
Power -----3Watts(max)
Voltage -----5V DC
Working Temperature -----0~40°C
Working Humidity Range -----5~85%RH(No condensation)

(To prevail in kind)

Connection Diagram



Panel Description



Use Manual

- Make sure all cables are properly connected before turning.
- This product is only for indoor using.
- Please unplug when clean-up or long time no use.
- Please use the product-specific power adapter and use in the range of the adapter marked.

Maintenance Instructions

- Do not put any heavy objects on the device, connect the device placed in secure places.
- Do not block the ventilation holes, place the device in a dry and ventilated place.
- Do not place the product in hot, cold, humid or dusty place used or stored.

Packing List

No.	Part	Qty
1	Converter	1
2	Power adapte	1
3	Manual	1
4	Acceptance Certificate	1

The matters needing attention of installation

In order to ensure the reliable performance of the equipment and the safety of the user, please observe the following matters during the process of installation, use and maintenance.

- Please do not use this product in the following places: the place of dust, soot and electric conductivity dust, corrosive gas, combustible gas; the place exposed to high temperature, condensation, wind and rain; the occasion of vibration and impact. Electric shock, fire, wrong operation can lead to damage and deterioration to the product, either;
- Should avoid wiring and inserting cable plug in charged state, otherwise it is easy to cause the shock, or electrical damage;
- The installation and wiring should be strong and reliable, contact undesirable may lead to false action;
- This product grounds by the grounding wires. To avoid electric shocks, grounding wires and the earth must be linked together. Before the connection of input or output terminal, please make sure this product is correctly grounded;
- Only after cutting down all external power source, can install, wiring operation begin, or it may cause electric shock or equipment damage;
- Please do not dismantle the equipment, avoid damaging the internal electrical component.