

HDMI放大器用户手册

特别提示

- ※ 在使用本产品之前, 请务必先仔细阅读本使用说明书。
- ※ 请务必妥善保管好本书, 以便日后能随时查阅。
- ※ 请在充分理解内容的基础上, 正确使用。
- ※ 本公司保留对产品进行更改的权利, 由于技术更新产品参数变化恕不另行通知。

概述

HDMI放大器可轻松地将HDMI视频信号延长到50米传输, 经长距离线缆传输的高清信号通过HDMI放大器改善, 基本消除了长距离传输后的信号衰减, 保证在距离较大的应用范围内显示高清晰的画面。无需额外的布线和发送接收系统, 使用方便。

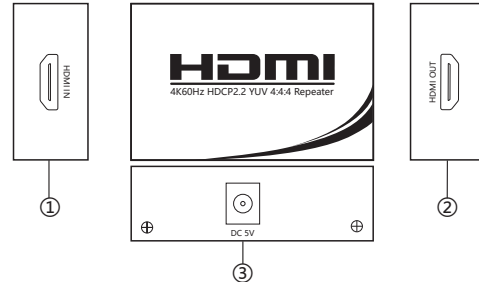
本产品可广泛应用于视频会议系统、广播电视系统、闭路电视系统、电视监控系统的视频相匹配处理设备上。

产品特点

- 支持HDMI 2.0和HDMI 1.x规范。
- 支持HDCP2.2。
- 传输速率高达18 Gbps, 分辨率高达3840x2160@60HZ YUV 4:4:4。
- 使用AWG24 HDMI标准线缆, 3840x2160@60HZ YUV4:2:0分辨率时输入传输距离可达25米, 输出传输距离可达25米。
- 使用AWG24 HDMI标准线缆, 3840x2160@60HZ YUV4:4:4分辨率时输入传输距离可达25米, 输出传输距离可达2米。
- 安装简单、支持热插拔。
- 具有ESD保护高达6KV。

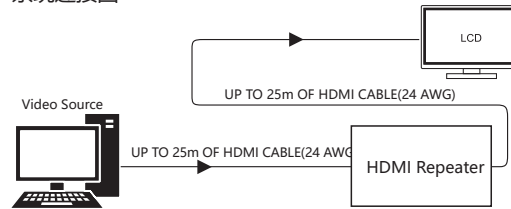
(以产品实物为准)

面板介绍



- ① HDMI IN -----视频信号输入接口; 用于连接HDMI信号源设备, 如PS4、DVD、PC等;
- ② HDMI OUT-----视频信号输出接口; 用于连接显示器等设备;
- ③ DC 5V-----电源; 外部5V直流电源供电;

系统连接图



产品规格

- 输入/输出分辨率-----3840x2160@60Hz 向下兼容
- 最大传输带宽-----600Mhz
- 最大传输速率-----18 Gbps
- 输入输出TMDS信号-----0.5-1.5Vp-p(TTL)
- 输入输出DDC信号-----5Vp-p(TTL)
- 输入线缆长度-----≤25m AWG24 HDMI 2.0 standard cable
- 输出线缆长度-----≤25m AWG24 HDMI 2.0 standard cable
- 最大工作电流-----300MA
- 电源适配器规格---交流输入(50/60HZ):100V-240V,直流输出:5V/1A
- 工作温度-----0~40°C
- 工作湿度范围-----5~85%RH (无冷凝)
- 尺寸-----66×43×21(mm)
- 重量-----70g

配件清单

序号	名称	数量	备注
1	产品主机	1	
2	用户手册	1	
3	保修卡	1	

※ 包装清单不包括电源适配器, 如果需要, 可以从我们这里购买它。

安全使用须知

为确保设备可靠使用及人员的安全, 请在安装、使用和维修时, 请遵守以下事项:

- 请勿在下列场所使用本产品: 有灰尘、油烟、导电性尘埃、腐蚀性气体、可燃性气体的场所; 暴露于高温、结露、风雨的场合; 有振动、冲击的场合。电击、火灾、误操作也会导致产品损坏和恶化;
- 避免带电状态进行接线、插拔电缆插头, 否则容易导致电击, 或导致电路损坏;
- 安装和接线必须牢固可靠, 接触不良可能导致误操作;
- 本产品通过电源线的接地导线接地, 为避免电击, 必须将接地导线与大地相连, 在对本产品的输入端或输出端进行连接之前, 请务必将本产品正确接地;
- 必须将外部电源全部切断后, 才能进行安装、接线等操作, 否则可能引起触电或设备损坏;
- 在下列情况下, 请立即断开电源, 并与公司联系:
 1. 设备进水;
 2. 设备摔坏或机壳破裂;
 3. 设备工作异常或展示的性能已完全改变;
 4. 设备产生气味、烟雾或噪音。
- 请不要自己修理设备, 除手册中有明确指示外。

HDMI Amplifier User Manual

Special Notification

- ※ before using this product, please read this instruction carefully.
- ※ please take good care of the book for future reference.
- ※ please use it correctly on the basis of fully understanding the content.

※ the company reserves the right to make changes to the products. Due to technical updates, the product parameters are subject to change without prior notice

Product Description

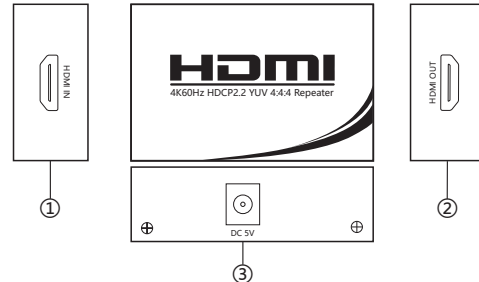
The HDMI amplifier can easily extend the HDMI video signal to 50 meters for transmission. The HDMI amplifier can improve the HDMI signal transmitted by the long distance cable, which basically eliminates the signal attenuation after the long distance transmission and guarantees the display of high-resolution picture in the application range with a large distance.No extra cabling and sending and receiving system, easy to use.

This product can be widely used in video conferencing system, broadcast television system, closed circuit television system, television monitoring system video matching processing equipment.

Features

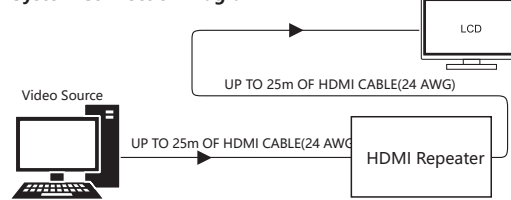
- Support for HDMI 2.0 and HDMI 1.x specifications.
- Support HDCP2.2.
- Transmission rate up to 18 Gbps, Resolution is 3840x2160@60hz YUV 4:4:4.
- 3840x2160@60hz YUV4:2:0 (HDMI2.0 cable: HDMIIN25M-HDMI-OUTPUT 25M)。
- 3840x2160@60hz YUV4:4:4 (HDMI2.0 cable: HDMIIN25M-HDMI-OUTPUT 2M)。
- Simple installation, support hot plug, (To prevail in kind)
- ESD protection up to 6KV.

Introduction of the front and rear panels



- 1.HDMI IN----Video signal input interface;Used to connect HDMI signal source devices, such as PS4, DVD, PC, etc.
- 2.HDMI OUT--Video output interface; For connecting devices such as displays;
- 3.DC5V----- DC5V Power input;

System Connection Diagram



Pecifications

- Input and output resolution -----3840x2160@60Hz
- Max bandwidth -----600Mhz
- Maximum data rate-----18 Gbps
- Input/Output TMDS signal -----0.5-1.5Vp-p(TTL)
- Input/Output DDC signal-----5Vp-p(TTL)
- Input cable distance ---≤25m AWG24 HDMI 2.0 standard cable
- Output cable distance ---≤25m AWG24 HDMI 2.0 standard cable
- Max working current -----300MA
- Power adapter format.Input-----AC(50 /60HZ):100V-240V,output:DC5V/1A
- Operating Temperature range -----0~40°C
- Operating Humidity range -----5~85%RH(No Condensation)
- Sender Dimension (L×W×H)-----66×43×21(mm)
- Receiver Weight -----70g

Packing List

No.	Name	Qty	Remark
1	Product host	1	
2	Power adapter	1	
3	Manual	1	

※ NOTE: Packing list no include power adaper, if you need, can buy it from us.

The matters needing attention of installation

In order to ensure the reliable performance of the equipment and the safety of the user, please observe the following matters during the process of installation, use and maintenance.

- Please do not use this product in the following places: the place of dust, soot and electric conductivity dust, corrosive gas, combustible gas; the place exposed to high temperature, condensation,wind and rain; the occasion of vibration and impact. Electric shock, fire, wrong operation can lead to damage and deterioration to the product, either;
- Should avoid wiring and inserting cable plug in charged state, otherwise it is easy to cause the shock, or electrical damage;
- The installation and wiring should be strong andreliable, contact undesirable may lead to false action;
- This product grounds by the grounding wires. To avoid electric shocks, grounding wires and the earth must be linked together. Before the connection of input or output terminal, please make sure this product is correctly grounded;
- Only after cutting down all external power source, can install, wiring operation begin, or it may cause electric shock or equipment damage;